



### District Report Card: 2017


<b>State:</b> Nagaland	<b>District:</b> Mon
<b>Class:</b> 5	<b>Subject:</b> Language
<b>Schools:</b> 53	<b>Students:</b> 884


### Participation/Coverage


#### Students

<div>GENDER</div> <div></div>	Boys				Girls			
	Number		%		Number		%	
	341		38.57		543		61.43	

<div>AREA</div> <div></div>	Rural				Urban			
	Number		%		Number		%	
	752		85.07		132		14.93	

<div>CATEGORY</div> <div></div>	SC		ST		OBC		GEN	
	Number	%	Number	%	Number	%	Number	%
	0	0.00	873	98.76	6	0.68	5	0.57

<div>CWSN</div> <div></div>	LD	VI	HI	S&LD	ID	Oth
	1	1	0	1	1	0

<div>Management</div> <div></div>	Government			Government-aided		
	Number		%	Number		%
	884		100.00	0		0.00

### Average Performance of Students in Language (%)

Overall	Gender		Area		Management		Social Group			
	Male	Female	Rural	Urban	Govt.	Aided	SC	ST	OBC	GEN
40.32	39.08	41.10	42.15	29.95	40.32	0.00	0.00	40.36	47.78	25.33

## Performance on Learning Outcomes (LOs)

Learning Outcomes	Description	Average Performance(%)
L504	Reads and comprehends independently storybooks, news items/ headlines, advertisements etc.	41.49
L508	Reads text with comprehension, locates details and sequence of events	39.74

Range of Performance of Students who Answered Correctly							
Below 30%		30% - 50%		50% - 75%		Above 75%	
Number	%	Number	%	Number	%	Number	%
280	31.67	360	40.72	206	23.30	38	4.30

## Lowest Performing Learning Outcomes (LOs)

- 1 - Reads text with comprehension, locates details and sequence of events (39.74)
- 2 - Reads and comprehends independently storybooks, news items/ headlines, advertisements etc. (41.49)